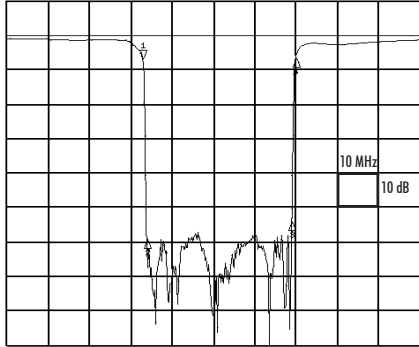



SPECIAL DELETION NETWORKS



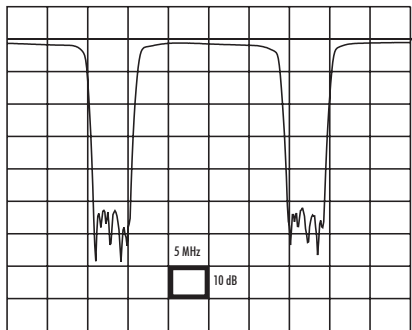
Contiguous & Non-contiguous Multichannel Deletion Filters



Typical frequency response of 7964



Typical 7964 & 6971 configuration



Typical frequency response of 6971

7964 (Contiguous) Series

Filter networks for suppressing an arbitrary number of contiguous channels are supplied to order. For only a few channels, a series connection of individual channel deletion filters is used. For a large number of contiguous channels, a special network is used. Its components consist of a "Brickwall" lowpass and highpass filter and a pair of specially designed bandsplitters. For an intermediate number of contiguous channels, two single channel deletion filters establish the "Brickwall" ends while a less selective network deletes the middle of the specified stopband. Available for channels 2-116.

Specifications:

Rejection: 55 dB (typical) video-to-aural carrier
 Loss at carriers adjacent to deleted channels: 5-7 dB (typical)
 Specifications vary depending upon the number of channels being deleted and their frequencies

Mechanical Specifications:

Baseplate dimensions: varies based on number of channels being deleted
 Connectors: 75 ohm - Type "F"
 Other impedances and connectors can be supplied to order

Note: In many cases these filter assemblies can be installed in 1 or 2 (RU) rack chassis configurations.

Ordering Information:

7964-XX/YY (Upper Passband)
 XX - First channel to be deleted
 YY - Last channel to be deleted
 (Upper Passband) - Highest frequency to be passed

6971 (Non-Contiguous) Series

When channels are scattered in the TV spectrum, individual channel deletion filters are connected in series. Where two or more of the channels cluster together, contiguous techniques are used to minimize the number of single channel deletion filters.

Specifications:

Rejection: 55 dB (typical) video-to-aural carrier
 Loss at carriers adjacent to deleted channels: 5-7 dB (typical)
 Specifications vary depending upon the number of channels being deleted and their frequencies

Mechanical Specifications:

Baseplate dimensions: varies based on number of channels being deleted
 Connectors: 75 ohm - Type "F"
 Other impedances and connectors can be supplied to order

Ordering Information:

6971(N)-XX/YY/ZZ (Upper Passband)
 N - Number of channels to be deleted
 XX/YY/ZZ - Designates channels to be deleted
 (An unlimited number of channels can be deleted)
 (Upper Passband) - Highest frequency to be passed