

## 5870API

### WIRELESS INDOOR ASSET PROTECTION



Honeywell's 5870API is a wireless asset protection device designed to guard against theft. It easily affixes to any valuable requiring protection within a home or business, including paintings, flat screens and other electronics, family heirlooms, safes, machinery, equipment and more. The 5870API is an ideal solution for early warning notification or alarm verification.

The 5870API uses patented Micro-Electro-Mechanical System (MEMS) Accelerometer technology, which senses acceleration in the X and Y axis. When affixed to the protected asset, the device will trigger a "detect" if an attempt is made to move or disturb the asset.

The 5870API is intended for use with Honeywell alarm systems that support 5800 Series wireless devices. The transmitter is fully supervised and can send alarm, tamper, trouble and low battery conditions to the alarm control panel.

#### **What is Asset Protection?**

Asset protection is a focused security solution designed to protect specific, tangible assets. Usually these assets are things that people consider valuable, have a high probability of theft or should not be tampered with. The 5870API continues to provide protection even when the panel is disarmed—letting dealers protect against burglary and theft at the same time.

## **APPLICATIONS**

Numerous applications in both the residential and commercial markets exist:

#### **Residential**

- Expensive electronics - TV, home entertainment equipment
- House safe/gun safe
- Paintings
- Antique collectibles

#### **Commercial**

- Museums and art galleries (paintings and sculptures)
- Hospitals and laboratories (medical equipment)
- Colleges and schools (computers, projectors, laboratory equipment)
- Construction sites (tools and building materials)
- Offices (printers, copiers, computers and cash boxes)

# 5870API

## WIRELESS INDOOR ASSET PROTECTION

### FEATURES

---

**Patented Micro-Electro-Mechanical Systems (MEMS) Accelerometer** - The 5870API is capable of detecting when an asset is being moved in three distinct modes.

**5870API Operating Mode**

Operating Mode	Loop	Faults when...	Restores when...
<b>High Security (Fast Trigger) Mode</b> - Short travel time, minimum movement detection	1	Asset/sensor is moved for 1-3 seconds (typical)*	Motion of the asset/sensor has stopped for 3 seconds*
<b>Standard Security Mode</b> - Long travel time, occasional movement detection	2	Asset/sensor is moved for 5-8 seconds (typical)*	Motion of the asset/sensor has stopped for 3 seconds*
<b>Tilt Mode</b> - Intended for boxes with lids that can be opened (e.g.: jewelry or cash boxes)	3	Asset/sensor is tilted >30 (+/-10) degrees with respect to the horizon	Asset/sensor is tilted <15 (+/-5) degrees with respect to the horizon

\* Response time will be affected by the type of motion (walking, running, dropping, etc.) as well as other tasks being processed by the control panel.

**Dual Tamper Protection** - The 5870API has both front case cover and rear tamper protection. If attempt is made to remove the front case cover, the internal tamper switch will send a tamper condition. The same tamper switch will protect against removal from the asset (rear tamper protection).

**Full Supervision** - The 5870API is fully supervised to monitor for low battery, tamper (front case cover and removal from asset) and trouble conditions.

#### Installer Walk Test Mode

- **Installer Test Mode** - Upon initial battery power up, the unit will transmit each time it is faulted or restored, which enables you to enroll and test the device. After the sensor transmits its first supervisory message (about 70-80 minutes after power-up), it switches to normal mode.
- **Normal Mode** - In normal mode there is a three-minute lockout between transmissions, to help conserve battery life. To return to the installer test mode, remove and reinstall the battery.


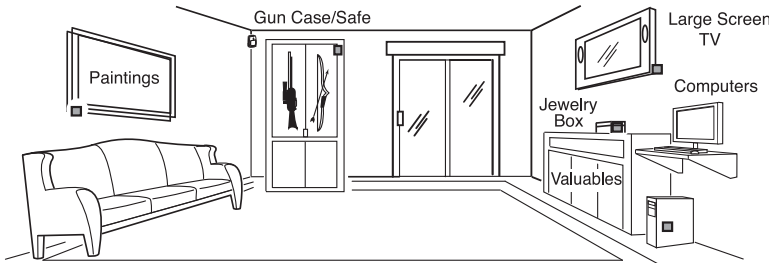
**Quick and Easy Installation** - Simply pull the battery tab to enroll the transmitter, peel the adhesive backing tape and secure the 5870API to the asset in the desired location. Two attractive housings are available to blend in with the asset.

# 5870API

## WIRELESS INDOOR ASSET PROTECTION

### QUICK INSTALLATION

#### Step 1. Select Location

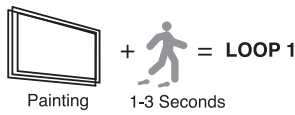


- Avoid sources of vibration (i.e. speakers, fans, motors)
- Choose a stable, clean, flat surface
- Mount in an inconspicuous area

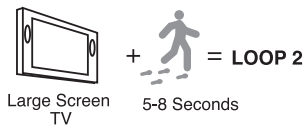
#### Step 2. Select Operating Mode



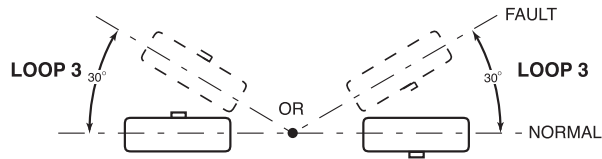
**LOOP 1 is for High Security (Fast Trigger) applications and should ONLY be used if the asset will NOT be subject to external vibration. Loop 2 (Standard Security mode) should be used in most cases.**



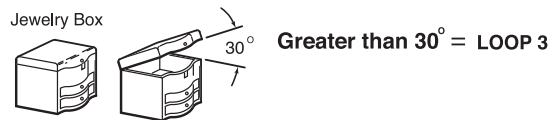
**High Security (Fast Trigger) Mode (Loop 1)**



**Standard Security Mode (Loop 2)**

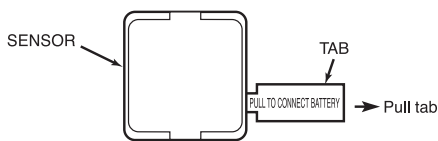


**MOUNT HORIZONTALLY ONLY (LOOP 3 ONLY)**



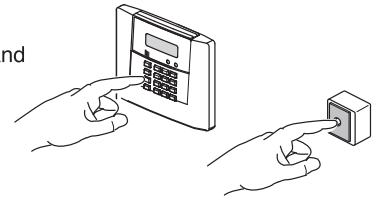
**Tilt Mode (Loop 3)**

#### Step 3. Program Device

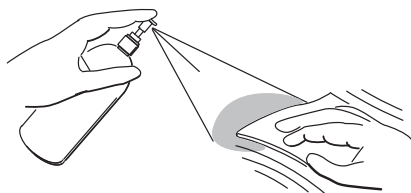


1. Pull tab to activate battery

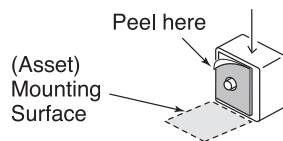
- Enter Zone Number, Zone Type and Input Type at keypad
- Enroll Serial Number (press tamper switch)
- Enter Loop Number at keypad (use Loop 2 unless Fast Trigger or Tilt is required)



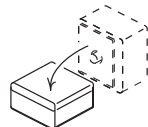
#### Step 4. Install Device



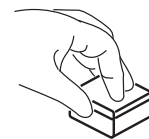
1. Clean mounting surface (refer to mounting notes)



2. Peel tape backing before installing. Place onto asset.




3. Rotate into position



4. Press down firmly for five seconds.

#### Step 5. Test System



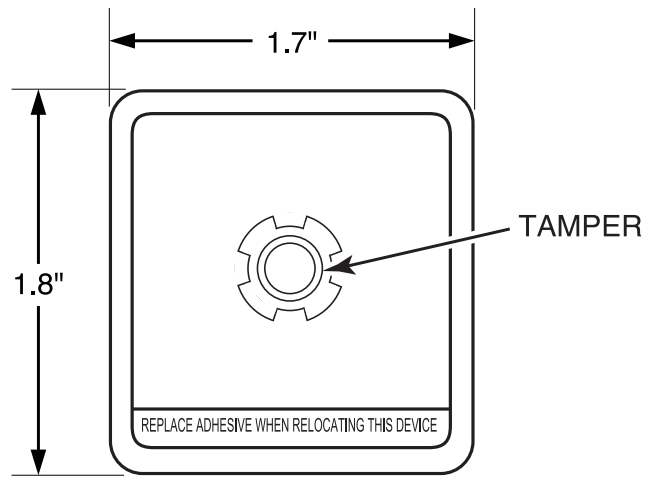
# 5870API

## WIRELESS INDOOR ASSET PROTECTION

### SPECIFICATIONS

- **Operating Temperature:**
  - 14° F to 122° F (-10° C to 50° C)
- **Operating Humidity:**
  - <90% relative humidity (non-condensing)
- **Power:**
  - One (included) 3V Panasonic CR2, Sanyo CR2 or Duracell DLCR2 lithium battery
- **Battery Life:**
  - Up to three years (depending on interaction with asset)
- **Transmit Frequency:**
  - 345 MHz
- **Agency Listings**
  - UL Listed to UL1037
  - FCC
  - IC
  - C-Tick
- **Compatibility:**
  - Compatible with all 5800 Series wireless devices

- **Dimensions:**
  - 1.8"H x 1.7"W x 0.63"D (45.72mm x 43.18mm x 16.02mm)



5870API  
(Rear View)

### ORDERING

- |            |                               |
|------------|-------------------------------|
| 5870API-WH | Indoor Asset Protection—White |
| 5870API-GY | Indoor Asset Protection—Gray  |

### ACCESSORIES

- |             |                         |
|-------------|-------------------------|
| 5870TAPEPK1 | Mounting Tape (10 pack) |
|-------------|-------------------------|

# Honeywell

L/5870APID/D  
August 2010  
© 2010 Honeywell International Inc.